

GLOBAL INDUSTRIAL MANUFACTURING SOFTWARE MARKET ANALYSIS

Market Research - March 2026

Now, for tomorrow



Executive summary

\$160B → \$355B

Global Market Size (2025 - 2030)

Expected to more than double by 2030, driven by the shift towards the AI-Native Digital Thread.

27.4%

Digital Twins CAGR

Fastest growing segment

18.8%

Cloud MES Growth Peak

Accelerated adoption driven by multi-site harmonization and increased SME entry.

Demand Drivers

Labor Shortages: Aging workforce and skill gaps are driving intense automation needs.

Compliance: Stricter global regulations (FDA, FSMA, CSRD) mandate automated traceability.

Connectivity: 5G networks and edge computing enabling real-time IoT processing.

Agentic AI: Transitioning from simple predictive analytics to autonomous operational systems.

Market Structure

High Switching Costs: Deeply embedded workflows and complex data migrations secure install bases.

Regulatory Moats: Validated systems act as significant barriers to new market entrants.

Consolidation: Aggressive M&A forming mega-platforms (e.g., Siemens, SAP, Dassault).

Bifurcation: Clear divide between core legacy systems of record and high-margin AI layers.

Spain Regional Focus

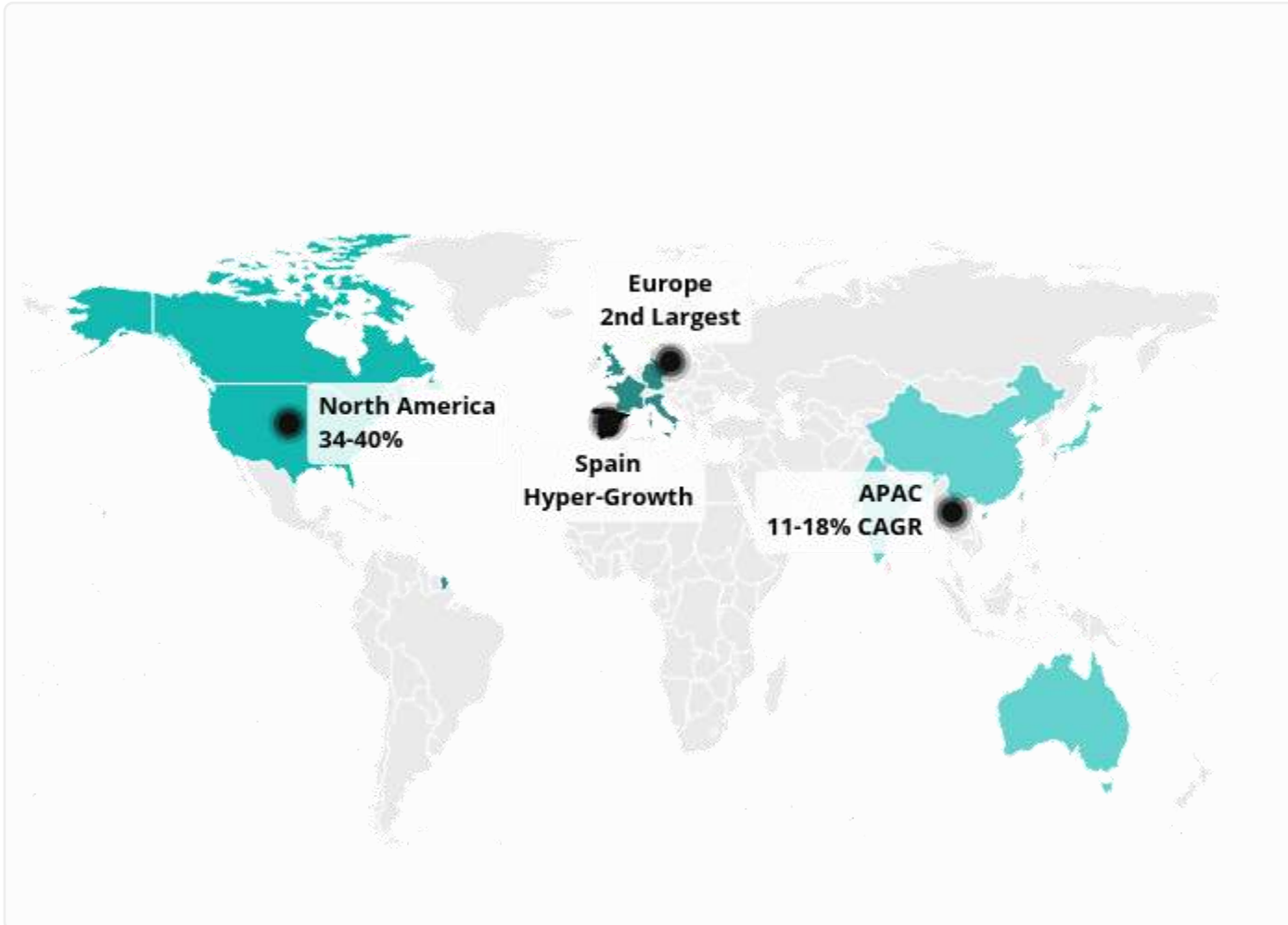
SME-Led Adoption: Rapid digitalization supported by the €5B government Kit Digital program.

Industrial Hubs: Catalonia and Basque Country leading in advanced manufacturing R&D.

Tech Sovereignty: Massive investments in PERTE Chip to secure local semiconductor supply.

Energy Advantage: Lower electricity prices from high renewables penetration boosting industrial margins.

Regional Revenue Split and Growth



North America: Market Leader

Dominant position with a 34–40% global revenue share in 2024, driven by a mature industrial base and reshoring.



Europe: Established Core

Second-largest market position, underpinned by Germany's heavy machinery and automotive sectors.



Asia-Pacific: Highest Growth

Fastest-growing region (11.2–18.0% CAGR), fueled by greenfield smart factories and infrastructure scaling.

Spain: Subsidized Hyper-Growth

ICT Market (2024): USD 47.5 Billion


















Digital Transformation (2029e): USD 80.6B

Unprecedented CAGR: 17.95% driven by EU NextGen funds and PERTE initiatives.












Digital Economy: Reached an all-time high of 26% of national GDP in 2024.

Market Segmentation Overview



















Engineering & Planning

| | |
|---|--|
|  | <p>Product Design & Engineering</p>   |
|  | <p>BOM & Tech Data Management</p>   |
|  | <p>Sales & Commercial Mgmt</p>   |
|  | <p>Demand Planning & Forecasting</p>   |
|  | <p>Procurement & Supplier Mgmt</p>   |
|  | <p>Material Requirements (MRP)</p>   |

Production & Operations

| | |
|--|---|
|  | <p>Production Scheduling & Capacity</p>   |
|  | <p>Shop Floor Execution & MOM</p>   |
|  | <p>Quality Management & Compliance</p>   |
|  | <p>Plant Maintenance & Assets</p>   |
|  | <p>IT/OT Integration & Industrial IoT</p>   |
|  | <p>EHS & Sustainability</p>   |

Logistics & Support

| | |
|---|--|
|  | <p>Inventory & Warehouse Mgmt</p>   |
|  | <p>Logistics & Distribution</p>   |
|  | <p>After-Sales Service & Field Service</p>   |
|  | <p>Finance & Cost Control</p>   |
|  | <p>HR & Workforce Management</p>   |
|  | <p>Business Intelligence & Analytics</p>   |

Complementary Products & Data Moats



GenAI & Simulation

Leaders:

Siemens
Designcenter, PTC
Onshape AI

Value:

Accelerated design
iteration via
generative logic.

Impact:

Reduces
prototyping costs.



Predictive Maint. & Twins

Focus:

Asset Performance
Management (APM)

Metric:

Optimize Mean
Time To Repair
(MTTR).

Tech:

Real-time telemetry
analysis.



CPQ & Supply Chain

Function:

Configure, Price,
Quote integration.

Analytics:

End-to-end visibility
across logistics.

Goal:

Inventory
optimization.



ESG & Carbon

Driver:

CSRD & EU Digital
Product Passport.

Action:

Scope 1-3 carbon
accounting.

Result:

Regulatory
compliance.



Edge & Cybersec

Platform:

Industrial Edge
computing.

Defense:

OT Cybersecurity
measures.

Need:

Low latency &
security.

Defensive Data Moats



Integration Gravity

High switching costs created by thousands of API connections and deep contextual data dependencies.



Regulatory Moats

Embedded compliance workflows (GxP, FDA, CSRD) that are risky and expensive to replace.



Earned Data Access

Proprietary historical telemetry and operational datasets that improve AI model accuracy over time.

Contact us



Diego Gutiérrez Zarza

Corporate Finance Partner
dgutierrez@bakertilly.es



Cristina Salmón

Head of Tech Sellside
cristina.salmon@bakertilly.es

www.techma.bakertilly.es

© 2024 Baker Tilly (Spain) is an independent member of Baker Tilly International. Baker Tilly International Limited is an English company. Baker Tilly International does not provide professional services to its clients.

