

# GLOBAL INDUSTRIAL MANUFACTURING SOFTWARE MARKET ANALYSIS

---

Market Research - March 2026

Now, for tomorrow



# Executive summary

**\$160B → \$355B**

## Global Market Size (2025 - 2030)

Expected to more than double by 2030, driven by the shift towards the AI-Native Digital Thread.

**27.4%**

## Digital Twins CAGR

Fastest growing segment

**18.8%**

## Cloud MES Growth Peak

Accelerated adoption driven by multi-site harmonization and increased SME entry.

### Demand Drivers

**Labor Shortages:** Aging workforce and skill gaps are driving intense automation needs.

**Compliance:** Stricter global regulations (FDA, FSMA, CSRD) mandate automated traceability.

**Connectivity:** 5G networks and edge computing enabling real-time IoT processing.

**Agentic AI:** Transitioning from simple predictive analytics to autonomous operational systems.

### Market Structure

**High Switching Costs:** Deeply embedded workflows and complex data migrations secure install bases.

**Regulatory Moats:** Validated systems act as significant barriers to new market entrants.

**Consolidation:** Aggressive M&A forming mega-platforms (e.g., Siemens, SAP, Dassault).

**Bifurcation:** Clear divide between core legacy systems of record and high-margin AI layers.

### Spain Regional Focus

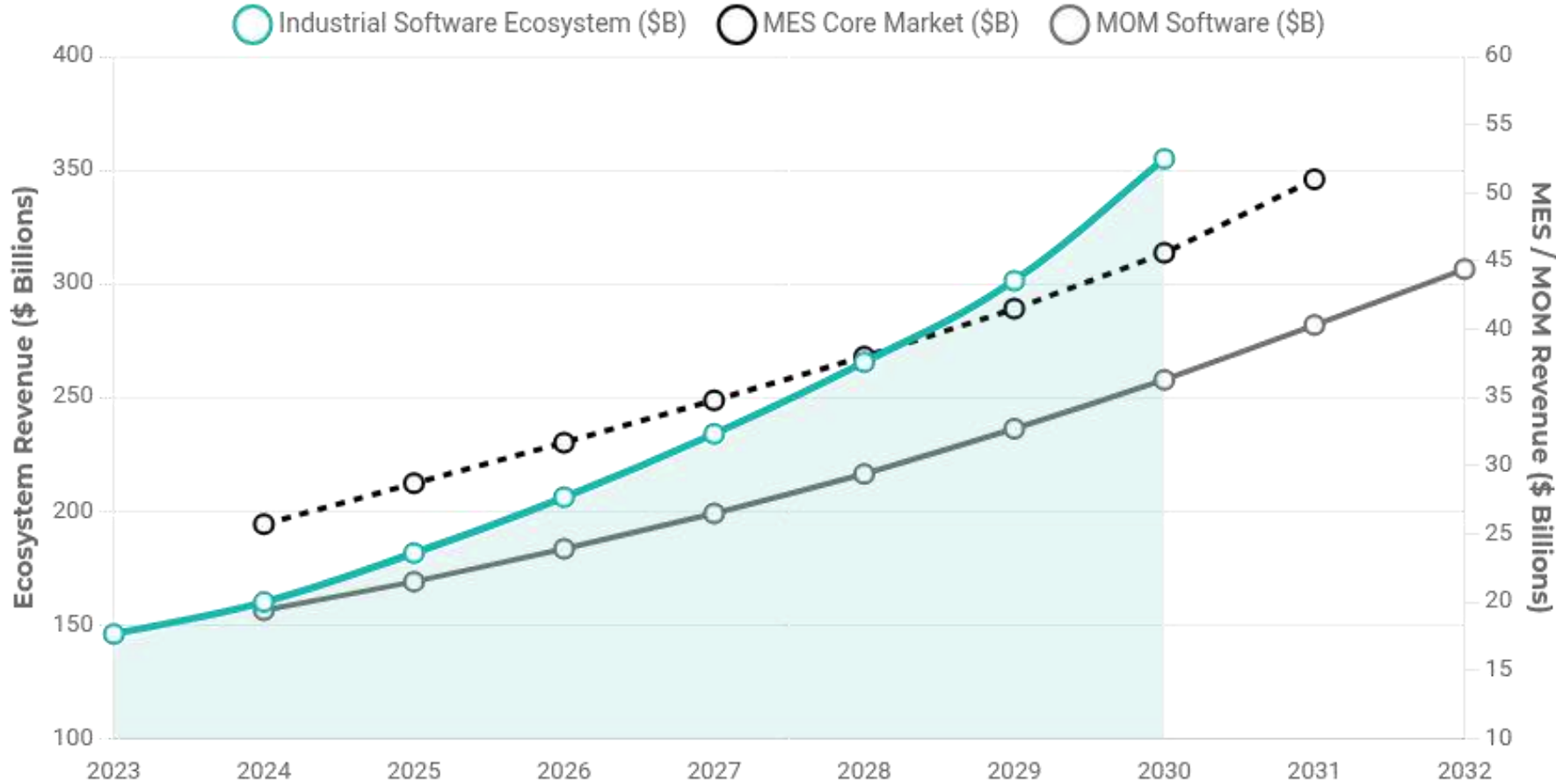
**SME-Led Adoption:** Rapid digitalization supported by the €5B government Kit Digital program.

**Industrial Hubs:** Catalonia and Basque Country leading in advanced manufacturing R&D.

**Tech Sovereignty:** Massive investments in PERTE Chip to secure local semiconductor supply.

**Energy Advantage:** Lower electricity prices from high renewables penetration boosting industrial margins.

# Global Market Size & Forecasts



### Key Growth Data

- 13.5% CAGR**  
 The broader Industrial Software Ecosystem is expanding rapidly, projected to reach **\$355B by 2030**.
- 11.8% CAGR**  
 Core MES solutions show sustained growth, driven by smart factory integration and modernization.
- 19.1% CAGR**  
 MOM segment represents extreme high-growth, targeting **\$44.41B by 2032**.

# Regional Revenue Split and Growth



## North America: Market Leader

Dominant position with a 34–40% global revenue share in 2024, driven by a mature industrial base and reshoring.



## Europe: Established Core

Second-largest market position, underpinned by Germany's heavy machinery and automotive sectors.



## Asia-Pacific: Highest Growth

Fastest-growing region (11.2–18.0% CAGR), fueled by greenfield smart factories and infrastructure scaling.

## Spain: Subsidized Hyper-Growth

**ICT Market (2024):** USD 47.5 Billion

**Digital Transformation (2029e):** USD 80.6B

**Unprecedented CAGR:** 17.95% driven by EU NextGen funds and PERTE initiatives.

**Digital Economy:** Reached an all-time high of 26% of national GDP in 2024.

# Industry Trends: From Industry 4.0 to 5.0



## GenAI & Agentic AI

Shift from reactive prediction to autonomous execution. AI assistants in PLM and CAD actively troubleshoot design issues and automate repetitive engineering tasks.

✔ Impact: Radically accelerates R&D cycles.



## Digital Twin & Virtual Reality

Merging digital twins with real-time 3D visualization. Enables comprehensive "what-if" scenario testing and predictive maintenance before physical deployment.

✔ Impact: >30% reduction in unplanned downtime.

14.0 → 15.0



## SaaS & Microfactories

Migration from localized silos to centralized, multisite cloud orchestration. Supports deployment of small-scale, tech-intensive localized production units.

✔ Impact: Democratizes advanced tools for SMEs.



## Circular Economy & I5.0

Focus on human-centricity and social resilience. Software modules integrated for resource tracking, recycling, and lifecycle extension management.

✔ Impact: Ensures ESG compliance & resource efficiency.

# Growth Drivers Overview

## Structural & Regulatory Forces



### Talent Shortage (Structural)

Global deficit of skilled labor and an aging workforce compel manufacturers to institutionalize knowledge through software automation and robotics.



### Regulatory Compliance

Mandates like FDA 21 CFR, FSMA 204, and CSRD shift software from a discretionary tool to a mandatory license to operate for safety and traceability.



### Supply Chain Resilience

Geopolitical volatility accelerates investment in supply chain orchestration and digital twins to enable nearshoring and end-to-end visibility.

## Technological & Policy Catalysts



### 5G & VHCN Infrastructure

High-speed networks enable real-time IIoT processing. Spain leads the EU with 94% fiber and 96% 5G accessibility, readying the edge computing market.



### Government Funding & Subsidies

Massive public investment via EU NextGen and Spanish PERTE programs (e.g., Chip €12.25B, VEC €24B) directly subsidizes advanced industrial software stacks.




















### Strategic Market Expansion










**The confluence of favorable policy, connectivity infrastructure, and critical labor shifts creates a robust, inelastic demand cycle for integrated industrial platforms.**

# Market Segmentation Overview



















## Engineering & Planning

	Product Design & Engineering  
	BOM & Tech Data Management  
	Sales & Commercial Mgmt  
	Demand Planning & Forecasting  
	Procurement & Supplier Mgmt  
	Material Requirements (MRP)  

## Production & Operations

	Production Scheduling & Capacity  
	Shop Floor Execution & MOM  
	Quality Management & Compliance  
	Plant Maintenance & Assets  
	IT/OT Integration & Industrial IoT  
	EHS & Sustainability  

## Logistics & Support











	Inventory & Warehouse Mgmt  
	Logistics & Distribution  
	After-Sales Service & Field Service  
	Finance & Cost Control  
	HR & Workforce Management  
	Business Intelligence & Analytics  

# End-User Profiles & Key Buying Criteria (KBC)

Ranking of purchasing priorities segmented by industry criticality, regulatory exposure, and enterprise scale

Segment	Strategic Focus	Primary KBC	Secondary KBC	Tertiary KBC
<b>Automotive &amp; EV</b>	Performance-Led	<b>Ease of Integration</b>	Scalability & Global Footprint	Total Cost of Ownership (TCO)
<b>Pharma &amp; Chemicals</b>	Regulatory-Led	<b>Specific Functionality (Batch/Recipe)</b>	Traceability & Auditability	Real-Time Monitoring
<b>Food &amp; Beverage</b>	Efficiency & QA	<b>Price &amp; ROI Speed</b>	Usability for Shop-Floor	Quality Management Modules
<b>Electronics &amp; High-Tech</b>	Speed / IP	<b>Supply Chain Resilience</b>	IP Security / Ecosystem Trust	Rapid Collaborative Design
<b>Spanish SMEs</b>	Cost / Subsidy	<b>Subsidy Eligibility (Kit Digital)</b>	Local Support & Training	Ease of Use / Low Code

# Top Industrial Software Companies

Company	Archetype	Core Platform	Key Strategic Strength
 Microsoft	Global Incumbent	Dynamics 365	Leading global software vendor leveraging cloud infrastructure dominance and deep IIoT integration.
 SAP	Global Incumbent	S/4HANA, Joule AI	Undisputed leader in ERP and supply chain orchestration; system of record for Tier-1 global financial alignment.
 SIEMENS	Global Incumbent	Xcelerator, Opcenter	Benchmark for complex discrete manufacturing; massive moats via deep hardware-software (PLC) integration and simulation.
 ORACLE	Global Incumbent	Fusion, NetSuite	Strong cloud-native automation capabilities; expanding deeply into process PLM and vertical specializations.
 FORTERRO	Niche Specialist	Fortee, MYFACTORY	Dominant European industrial mid-market ERP platform with unrivaled local depth across 20+ products; visionary buy-and-build strategy creating a uniquely defensible moat in SME manufacturing software.
 ptc	Global Incumbent	Windchill, Arena	Leaders in cloud-first PLM and IoT integration; strong strategic pivot towards AR and connected worker enablement.
 Rockwell Automation	Global Incumbent	FactoryTalk, Plex	Unified digital thread integration; aggressively expanding into AMRs (Clearpath) and cloud-native smart manufacturing.
 ABB	OT Leader	ABB Ability	Process industry dominance; executing targeted M&A (Meshmind) to strengthen machine vision and AI autonomy.
 EMERSON	OT Leader	Plantweb	Pivoting rapidly into software-led control; divesting mechanical assets to fund simulation and automation software.
 Honeywell	OT Leader	Honeywell Forge	Strong enterprise performance management blending operational technology with cloud-based analytics.

# Spanish Regional Hubs & Ecosystem

## Catalonia



### 2,400+ Startups & Tech Hub

Largest startup ecosystem in Southern Europe. Strategic focus on AI, mobility, and healthcare digitalization, hosting major hyperscalers' innovation centers.

## Basque Country



### Advanced Manufacturing 4.0

Industrial heartland with a robust vocational training (VET) pipeline via Tknika. Specialized regional hubs like ZIUR for deep industrial cybersecurity.

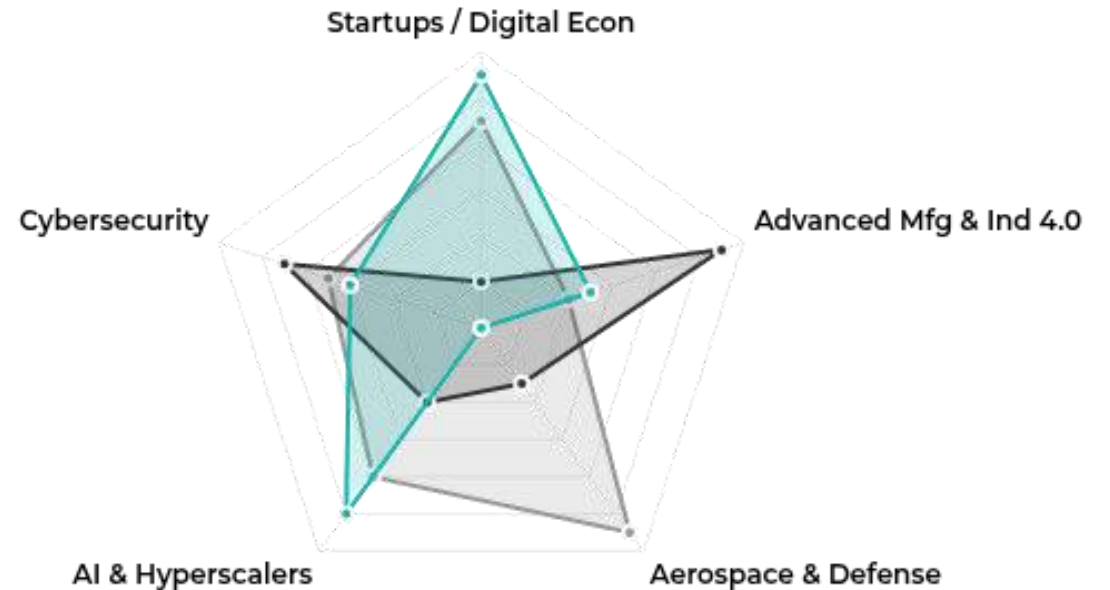
## Madrid



### A&D and Pharma Concentration

Central hub for highly regulated sectors, notably aerospace, defense, and pharmaceutical contract manufacturing organizations (CDMOs).

● Catalonia ● Basque Country ● Madrid



# Complementary Products & Data Moats



## GenAI & Simulation

### Leaders:

Siemens  
Designcenter, PTC  
Onshape AI

### Value:

Accelerated design  
iteration via  
generative logic.

### Impact:

Reduces  
prototyping costs.



## Predictive Maint. & Twins

### Focus:

Asset Performance  
Management (APM)

### Metric:

Optimize Mean  
Time To Repair  
(MTTR).

### Tech:

Real-time telemetry  
analysis.



## CPQ & Supply Chain

### Function:

Configure, Price,  
Quote integration.

### Analytics:

End-to-end visibility  
across logistics.

### Goal:

Inventory  
optimization.



## ESG & Carbon

### Driver:

CSRD & EU Digital  
Product Passport.

### Action:

Scope 1-3 carbon  
accounting.

### Result:

Regulatory  
compliance.



## Edge & Cybersec

### Platform:

Industrial Edge  
computing.

### Defense:

OT Cybersecurity  
measures.

### Need:

Low latency &  
security.

## Defensive Data Moats



### Integration Gravity

High switching costs created by thousands of API connections and deep contextual data dependencies.



### Regulatory Moats

Embedded compliance workflows (GxP, FDA, CSRD) that are risky and expensive to replace.



### Earned Data Access

Proprietary historical telemetry and operational datasets that improve AI model accuracy over time.

# Product Substitutes & Alternative Solutions

Economic rationale and structural risks of deviating from integrated professional software

## Primary Substitute Categories

### Manual Processes & Spreadsheets



Highly prevalent in SMEs but deeply inefficient. Yields up to 10-15% human error rates and lagged visibility, resulting in substantial OEE loss and "phantom inventory."

### Low-Code/No-Code (LCNC) Platforms



Enables rapid, bottom-up app creation by shop-floor operators. While offering agility and speed, it introduces severe risks of "shadow IT" and architectural data sprawl.

### Cloud-Native Microservices



Modular architectures via hyperscalers (AWS/Azure) replacing monolithic MES. Allows independent scaling by function and avoids traditional vendor lock-in.

## The "Build vs. Buy" Equation



### Custom Build vs. Professional SaaS

**The economic rationale strongly favors packaged solutions over bespoke development for standard industrial workflows:**

**Capital Allocation (CapEx vs. OpEx):** Custom builds require massive upfront CapEx (€400k-€800k). SaaS lowers the barrier to entry by shifting costs to predictable, scalable OpEx subscriptions.

**Technical Debt & Maintenance:** Custom software suffers from technical decay, with maintenance personnel consuming up to 50-85% of TCO. SaaS prevents the "innovation trap" by offering continuous vendor-managed updates.

**Time-to-Value:** Custom development and integration span 36-54 weeks, significantly delaying ROI compared to ~4 weeks for configuring off-the-shelf SaaS platforms.

# Industrial Value Chain Overview

Tracking the lifecycle of an industrial asset from initial design to post-delivery maintenance

## Stage 1: Design

**CAD & Generative:** Algorithm-driven component design

**Simulation:** Multiphysics virtual testing reducing CapEx

**PLM:** Central repository & Digital Thread foundation

**Digital Twin:** High-fidelity virtual inception replica

 **AUTODESK**

 **Ansys**

 **SIEMENS**

 **DASSAULT SYSTEMES**

## Stage 2: Execution

**MES:** Shop-floor system of record & transaction mgmt

**IIoT:** Data ingestion from brownfield legacy equipment

**QMS:** Strict regulatory compliance & safety trails

**Connected Worker:** AR instructions & digital SOPs

 **thingworx®**

 **MasterControl**

 **TULIP**

## Stage 3: Delivery

**Supply Chain Twins:** Network disruption modeling

**WMS & Robotics:** High-speed autonomous fulfillment

**Control Towers:** Real-time multi-tier visibility

**Demand Sensing:** AI-driven inventory optimization

 **9 Solutions**

 **Manhattan Associates®**

 **BlueYonder**

 **RELEX**

## Stage 4: Post-Delivery

**APM / PdM:** Machine learning predictive maintenance

**FSM:** Remote support & autonomous drone ops

**ESG Reporting:** Carbon/CSRD compliance tracking

**PaaS:** 'Power by the hour' outcome lifecycle tracking

 **IBM maximo®**

 **IFS**

 **sphera®**

 **HONEYWELL FORGE**

# Strategic Outlook & Key Takeaways



## From Record to Autonomy

Market evolving from passive "Systems of Record" to active "**Systems of Autonomy**" driven by Agentic AI.



## Mega-Platform Power

Continued consolidation around giants like **Siemens, Schneider, and Rockwell** to extend global reach.



## AI-Native Data Moats

Value shifts to platforms combining **AI-native architectures** with proprietary, contextualized data.



## Compliance Stickiness

Regulatory mandates (CSRD, GxP, FDA) drive deep integration and high **switching costs**.



## Cloud-Native Disruption

Microservices and composable architectures are dismantling legacy **monolithic** ERP and MES systems.



## Human-Centric Future

**Industry 5.0** emphasizes resilience, sustainability, and empowering the human workforce alongside AI.



## Supply Chain CNS

The **Digital Thread** is becoming the central nervous system (CNS) connecting design to delivery.



## Critical Infrastructure

Industrial software is no longer just a tool; it is **mission-critical infrastructure**.

# Contact us



**Diego Gutiérrez Zarza**

Corporate Finance Partner  
[dgutierrez@bakertilly.es](mailto:dgutierrez@bakertilly.es)



**Cristina Salmón**

Head of Tech Sellside  
[cristina.salmon@bakertilly.es](mailto:cristina.salmon@bakertilly.es)

[www.techma.bakertilly.es](http://www.techma.bakertilly.es)

© 2024 Baker Tilly (Spain) is an independent member of Baker Tilly International. Baker Tilly International Limited is an English company. Baker Tilly International does not provide professional services to its clients.

